



First Quarter 2024 Corporate Update

First Quarter Corporate Update

Catalyst is pleased to report continued progress during the first quarter of 2024. Not only has Catalyst met the broad objectives of its original business plan, but it also has outperformed most budget projections during every period since.

Catalyst publishes an annual Due Diligence Report – a comprehensive publication aimed at promoting transparency by helping credit unions monitor adherence to commitments in the areas of financial performance, regulatory compliance, investment activity and future plans. To review the Due Diligence Report and other financial information, visit the Due Diligence page of the Catalyst website (catalystcorp.org) by navigating to [About Us/Due Diligence](#).

As a supplement to the Due Diligence Report, this Corporate Update provides a snapshot of Catalyst's performance to date, offering information about credit union growth and key performance ratios.

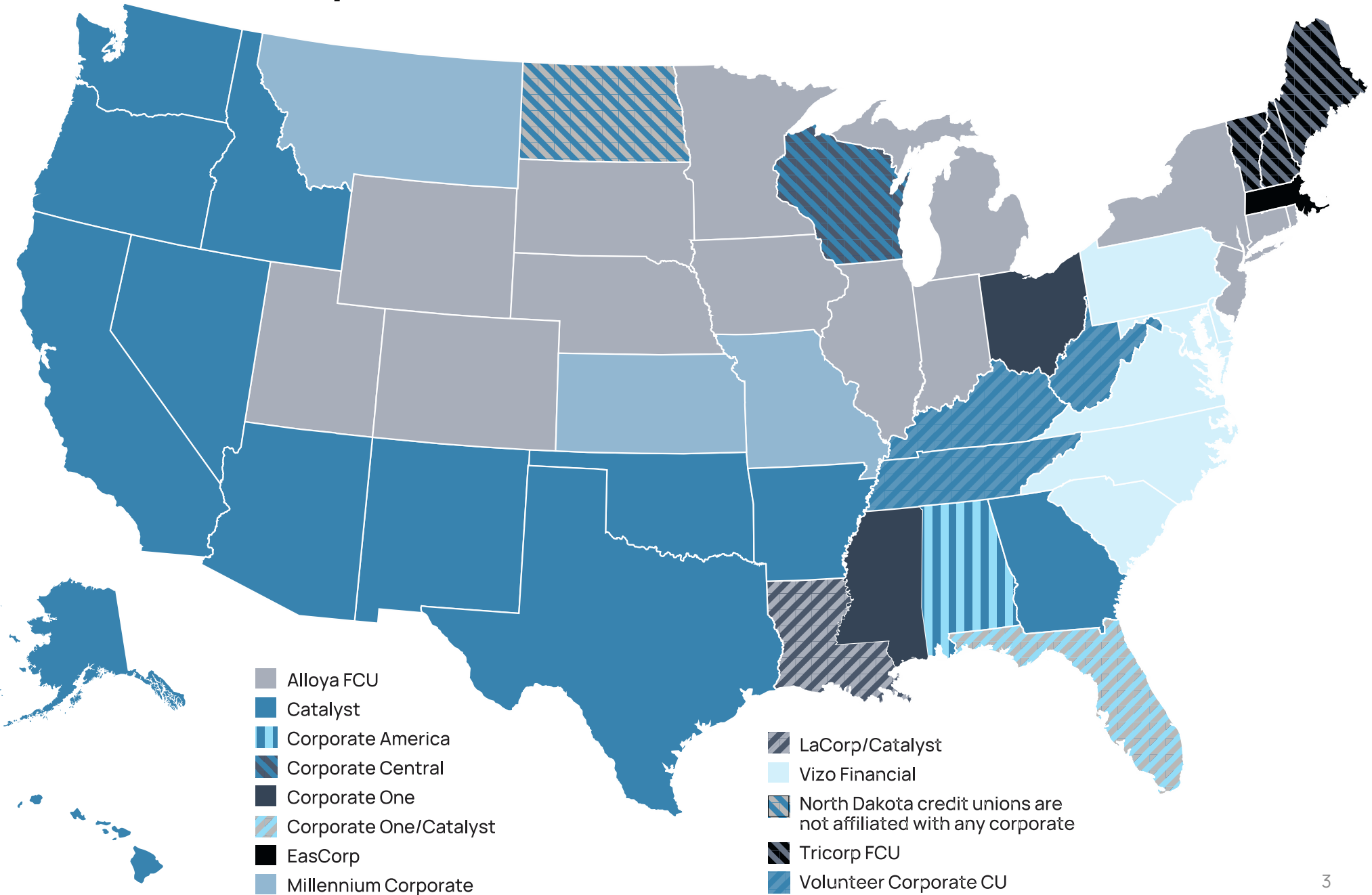
The Corporate Update also includes graphics illustrating Catalyst's performance related to key ratios that were established by the NCUA and by Catalyst's Board of Directors. A review of this

information confirms the long-term sustainability of the business model. We hope the successful implementation of Catalyst's credit union-driven strategies serves as affirmation of your credit union's dedication to support Catalyst through capitalization and ongoing patronage.

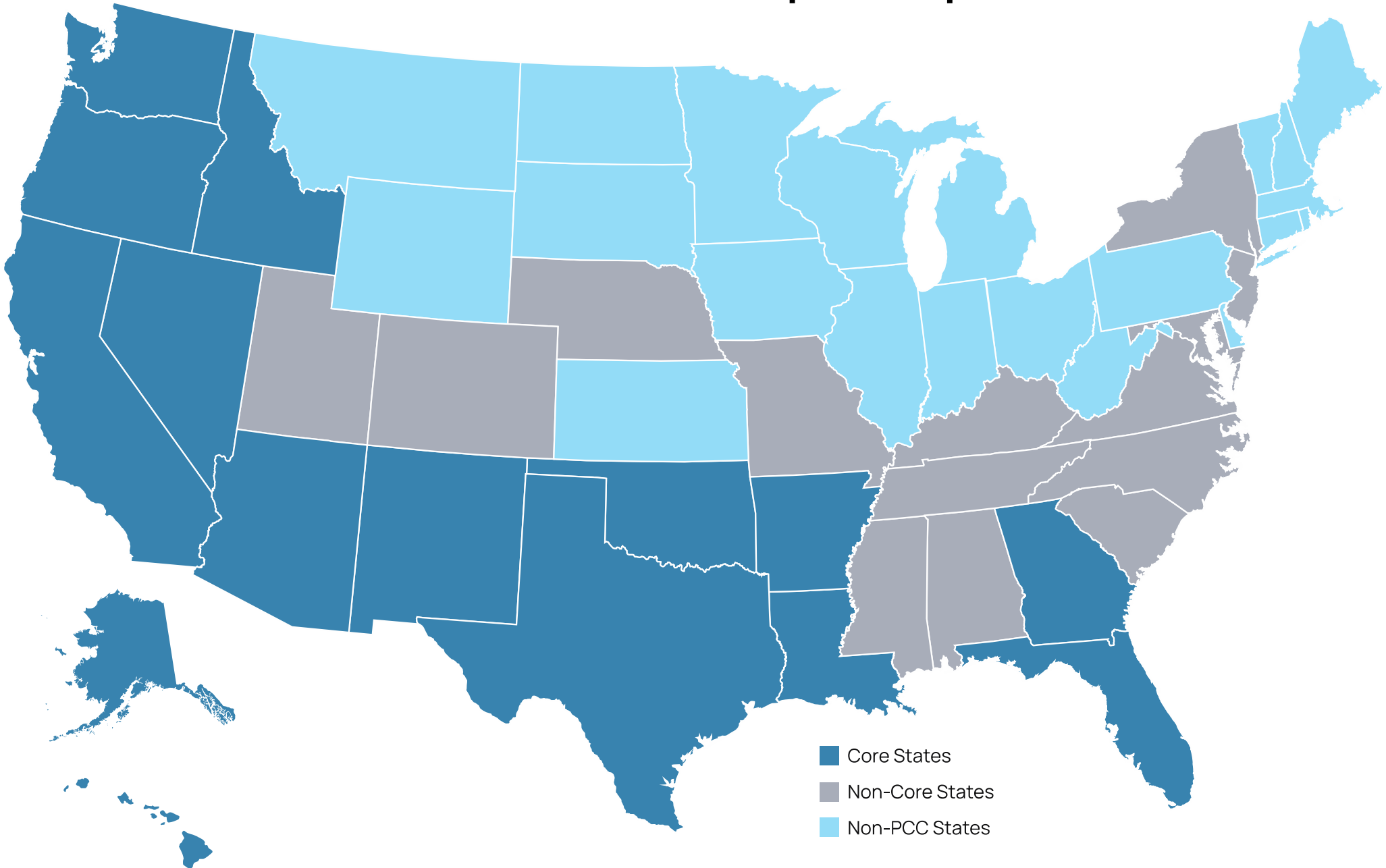
STRATEGY SNAPSHOT

After launching its new, low-risk business model in September 2011, Catalyst has added hundreds of credit unions as members and clients through a combination of strategies, including consolidation, partnership and organic growth. This expansion demonstrates rapid fulfillment of an established goal to improve the corporate's existing high level of efficiency by increasing scale – allowing Catalyst to return maximum value to all its credit unions. During this time, Catalyst has delivered numerous new services and enhancements while maintaining the quality of support that credit unions have come to expect. This accomplishment is reflected in a high net promoter score of 84.5 percent. In its 13th year, Catalyst is prioritizing mission-driven innovation as part of its goal to help credit unions achieve success in an increasingly competitive financial services landscape.

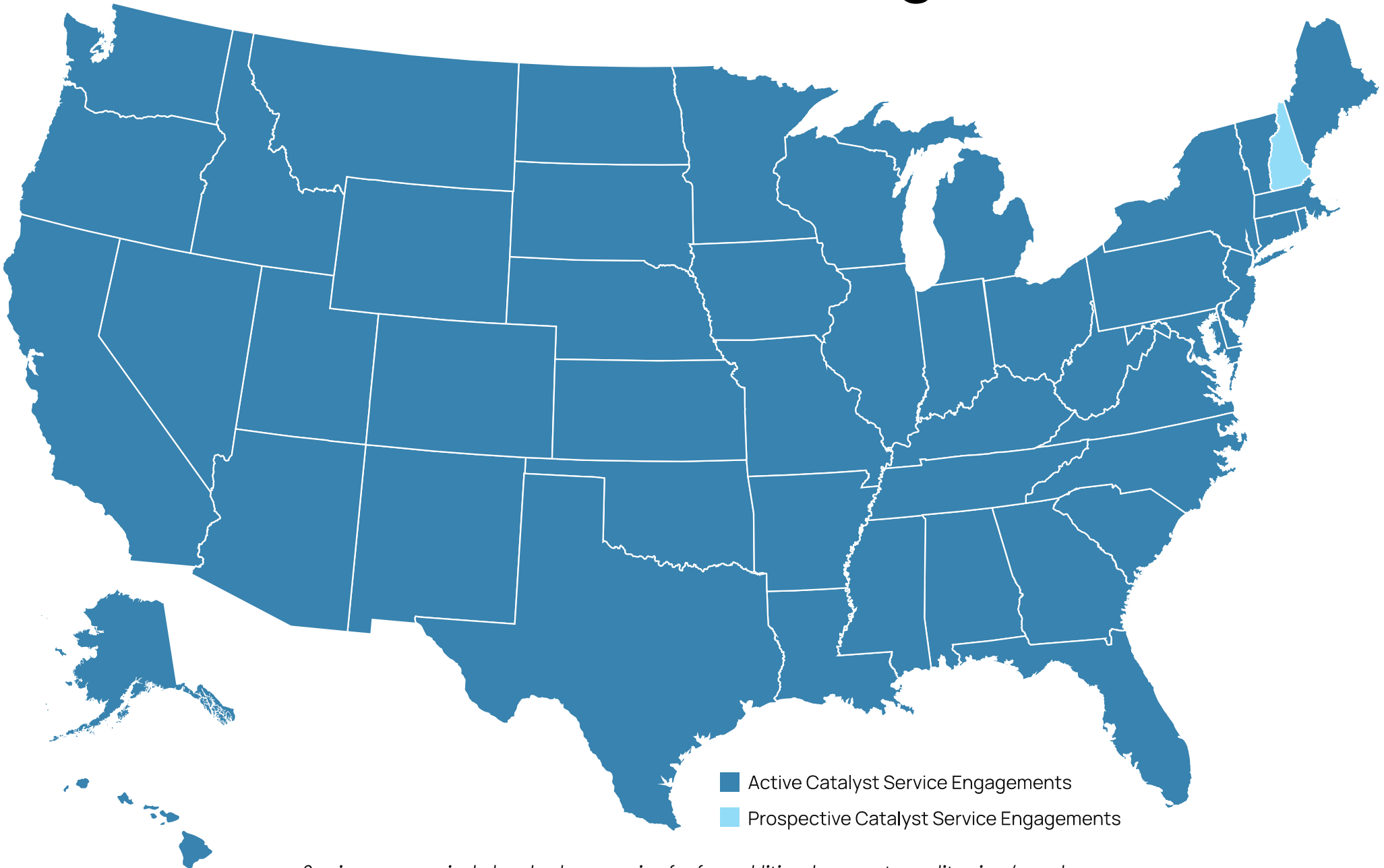
Corporate CU Network 2024



Membership Map




Service Coverage*



**Service coverage includes check processing for four additional corporate credit unions' members.*


Catalyst Membership



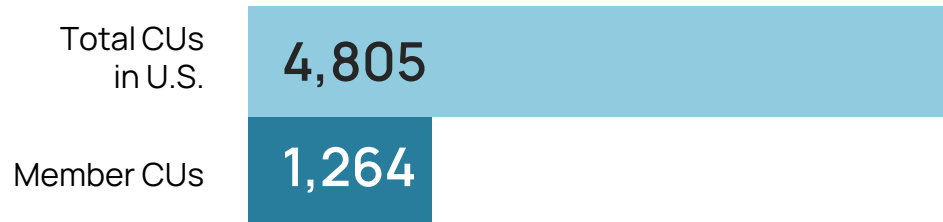
CATALYST TOTAL MEMBERS: 1,306

- Non-CU Members **42**
- Associated Stakeholders **178**
- Members **1,086**

CORE STATES 82% Market Share



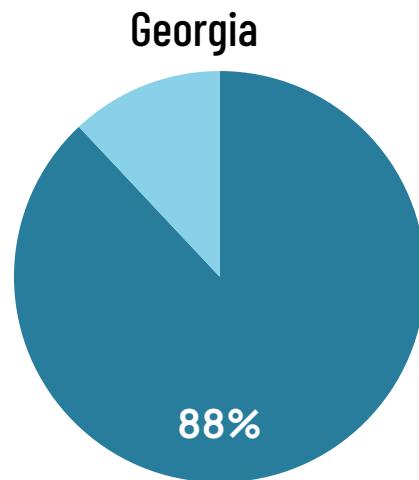
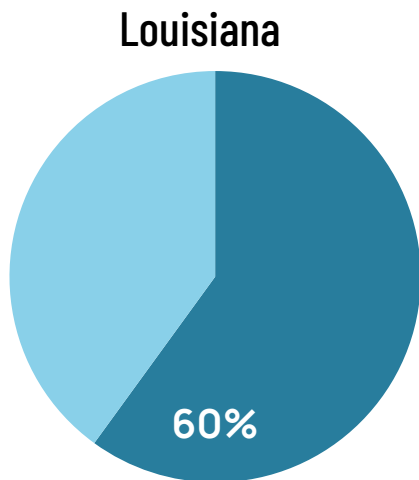
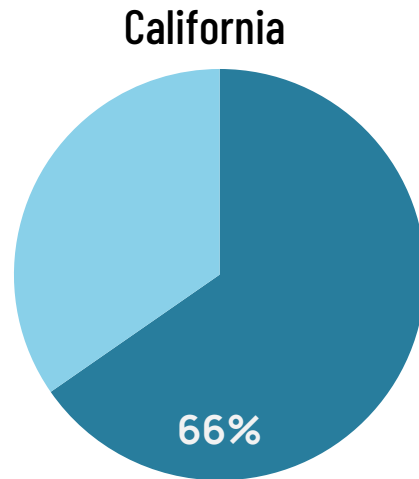
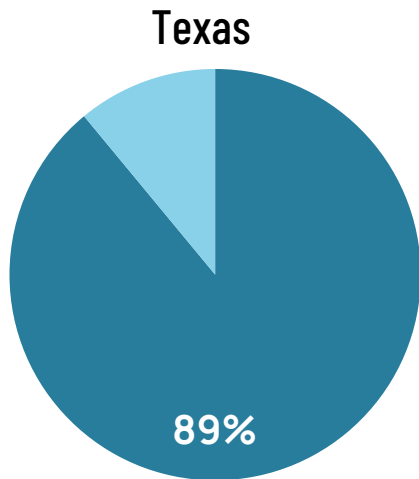
ENTIRE U.S. 26% Market Share



- *Non-CU Members - Includes CUSOs and Leagues*
- *Associated Stakeholders - Includes OBS Users*
- *Members - Includes all Full and Partial PCC, Open and Closed, Daily Shares*

Core State Market Share

CATALYST MEMBER CUs IN CORE STATES



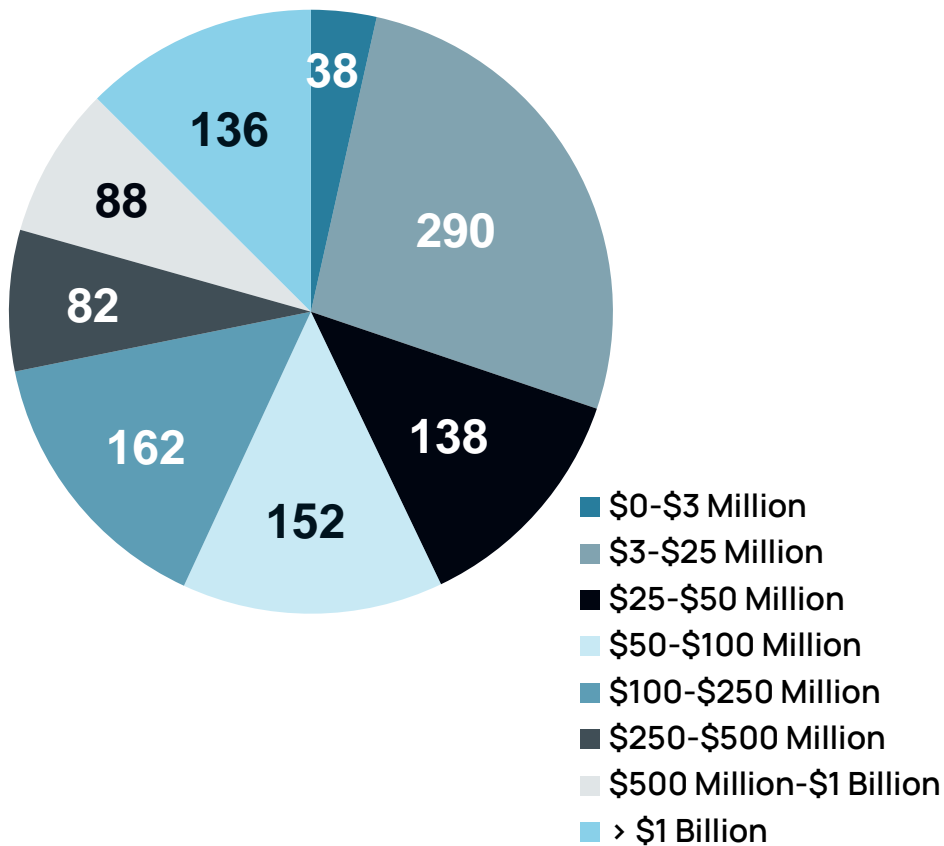
CORE STATES	MEMBER CUs	TOTAL CUs
TX	360	404
CA	172	262
LA	90	151
GA	71	81
WA	62	77
AR	49	53
OK	49	55
HI	36	48
AZ	34	36
OR	39	52
NM	33	41
ID	21	27
NV	9	14
AK	4	9
FL	18	118

Member CUs (PCC, Partial PCCs, Daily Shares) vs. Total CUs by State

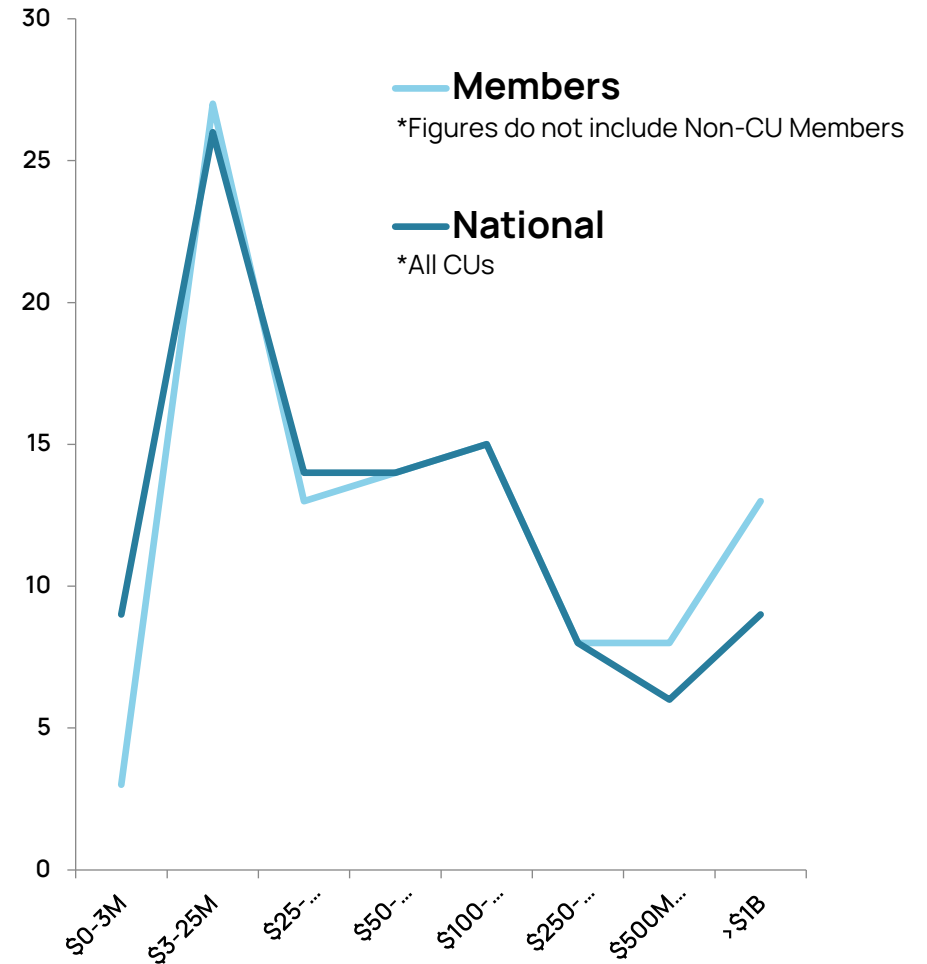
Membership Demographics

MEMBER CREDIT UNIONS BY ASSETS

Number of Members per Asset Category



Percentage of Members per Asset Category



Services

Catalyst provides a wide range of payment, liquidity and investment services:

- **PAYMENT SERVICES**

TranzCapture Remote Deposit, Share Drafts & Corporate Share Drafts, ACH, Wires, Cards, Mobile Rewards, Business Services, International Services

- **LIQUIDITY SERVICES**

Lines of Credit, Loan Participations (lpexchange.org), Term Loans

- **INVESTMENT SERVICES**

Overnight Accounts, SimpliCD, Brokerage Services, Security Safekeeping, Advisory Service*, ALM Services*, Derivative Hedging*

**Provided through Catalyst Strategic Solutions, a wholly-owned subsidiary*

New Services

- Faster Payments
 - Federal Reserve FedNow[®] Service
 - Moli P2P (Person-to-Person) Payment Solution
 - The Clearing House RTP[®] Network
- CU LoanPay Digital Loan Payments
- Integrated Teller Capture (Corelation, Sharetec & Jack Henry Symitar)
- Sweep Program to U.S. Government Money Market Funds
- Subordinated Debt Program*
- Advanced Fraud Solutions TrueChecks[®] Fraud Detection

**Provided through Catalyst, its partners and subsidiaries*

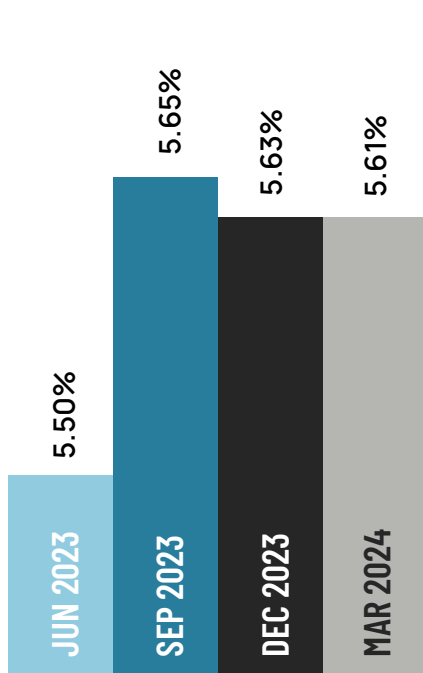
First Quarter 2024 Financial Snapshot

Q1 2024

YTD Net Income	\$15.1 million
Retained Earnings	\$256.92 million
Retained Earnings Ratio	5.61%
Leverage Ratio	9.06%
YTD Operating Efficiency Ratio	67.04%
Balance Sheet	\$5.72 billion
Excess Balance Account (Qtr average)	\$4.19 billion

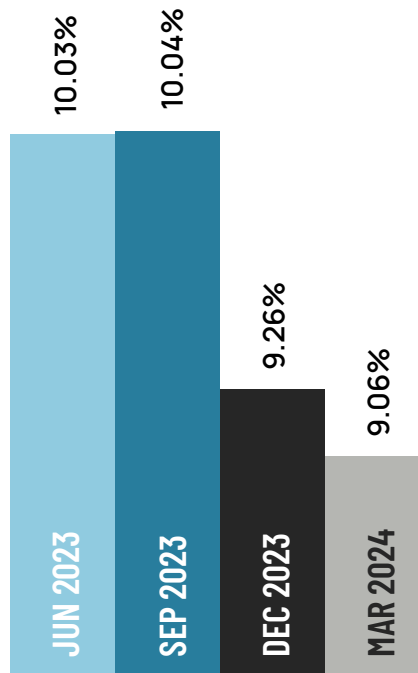
Key Performance Ratios

Below are graphics representing Catalyst's key regulatory capital ratios for the month ending each of the last four quarters.



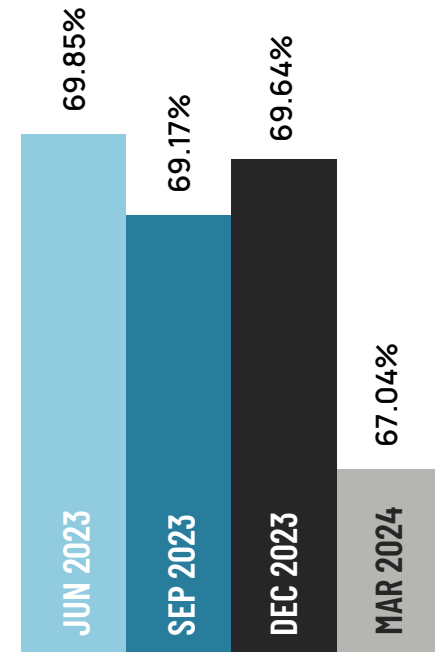
RETAINED EARNINGS RATIO

NCUA regulations have established a retained earnings ratio threshold of 2.50% to include all member Perpetual Contributed Capital (PCC) in the leverage ratio.



LEVERAGE RATIO

A well-capitalized regulatory leverage ratio is defined as 5.00 percent or greater.

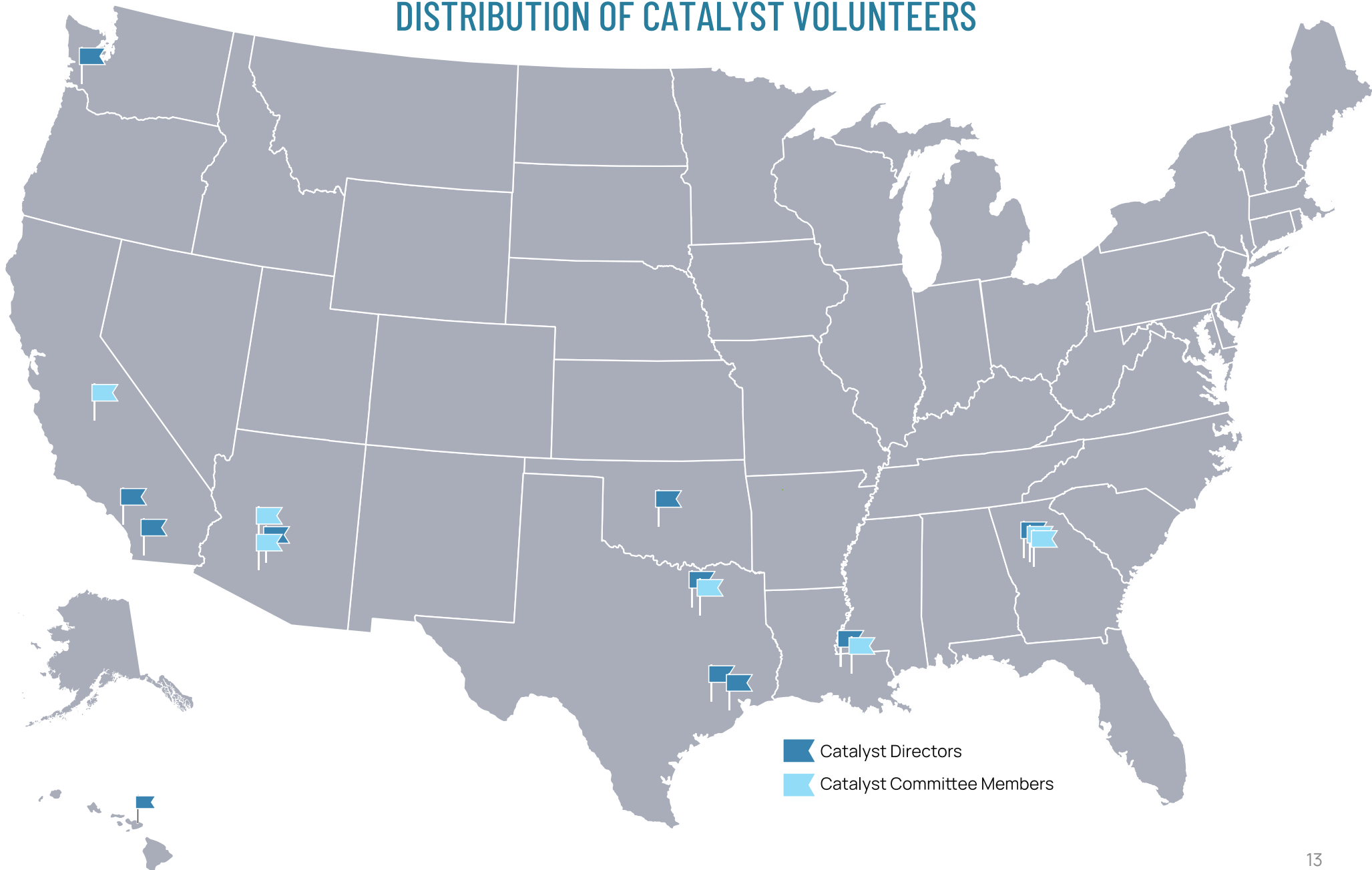


YEAR TO DATE OPERATING EFFICIENCY RATIO

The operating efficiency ratio is calculated as a percentage of expenses covered by fee income. The ability to cover expenses with fee income supports a business model less reliant on balance-sheet activity for income and therefore supports a risk-averse portfolio for the long-term. Management anticipates the operating efficiency ratio to settle into the 75-85 percent range on a long-term basis.

Volunteer Representation

DISTRIBUTION OF CATALYST VOLUNTEERS



Strategic Focus

- Execute Strategic Objectives:
 - Achieve Financial Goals
 - Build Relationships
 - Execute Product Development, Enhancements and Research
- Execute 3-Year Digital Strategy
- Remain Open to Additional Collaborative Opportunities that Benefit our Members
- Maintain High Net Promoter Score:
 - **2023 Member Satisfaction Survey**
Net Promoter Score (NPS) = 84.5
(any score over 50 is exceptional)



6801 Parkwood Blvd.
Plano, TX 75024
214.703.7500 • 800.442.5763



catalystcorp.org

communications@catalystcorp.org

